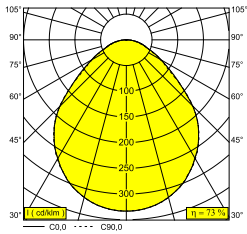
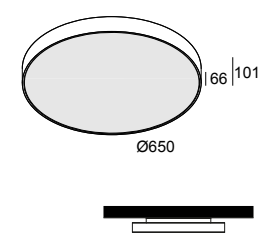




SUPERNOVA FLAT 65 PRISMATIC
930 DIM5 W
20633 9305 W

AVAILABLE IN
BLACK 20633 9305 B
WHITE 20633 9305 W



 [View on website](#)

General info

LOCATION	indoor
INSTALLATION	Ceiling Surface mounted,Ceiling Suspended
INGRESS PROTECTION	IP20
WEIGHT (KG)	9.1
ADJUSTABILITY	non adjustable
INFORMATION	INCL.PC PRISMATIC INCL.DIMMABLE LED POWER SUPPLY 930mA

Electrical info

ELECTRICAL	220-240V / 0 50-60Hz
CLASS	I
POWER SUPPLY INCLUDED	YES
DIM TYPE	DALI
ENERGY CLASS	D

Lightsource info

LIGHTSOURCE NAME	LED
LIGHTSOURCE	LED cluster 37,4W / CRI>90 (R9: 68) / 3000K / 5360lm
TM-30 VALUES	Rf: 89 / Rg: 97
SDCM	SDCM3
LM80	L70 > 60000
LED TECHNICS (LIGHT SOURCE)	5360lm // 37,4W // 144lm/W
LED TECHNICS (LUMINAIRE)	3936lm // 43W // 92lm/W

Options

SUSPENSION SET 25 DIM 3m
CABLE BASE R / S
COVERSET R 62-90-100 / S 62-80-90
CENTRAL ROD SUSPENSION SUPERNOVA FLAT 1m
CENTRAL SUSPENSION SUPERNOVA FLAT



SUPERNOVA FLAT 65 PRISMATIC 930 DIM5 W

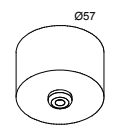
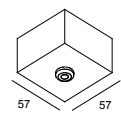
20633 9305 W

For detailed installation instructions, please consult the manual: [20633_XXX5_HAND.pdf](#)

SUPERNOVA FLAT 65 PRISMATIC 930 DIM5 W
20633 9305 W

FINISH YOUR SPECIFICATION

Current supply


	<u>203 99 55 ANO</u> CABLE BASE R ANO	<input type="checkbox"/>
	<u>203 99 55 B</u> CABLE BASE R B	<input type="checkbox"/>
	<u>203 99 55 W</u> CABLE BASE R W	<input type="checkbox"/>
	<u>203 99 56 ANO</u> CABLE BASE S ANO	<input type="checkbox"/>
	<u>203 99 56 B</u> CABLE BASE S B	<input type="checkbox"/>
	<u>203 99 56 W</u> CABLE BASE S W	<input type="checkbox"/>

Coversets

	<u>204 00 100 B</u> COVERSET R 100 B	<input type="checkbox"/>
	<u>204 00 100 W</u> COVERSET R 100 W	<input type="checkbox"/>

SUPERNOVA FLAT 65 PRISMATIC 930 DIM5 W
20633 9305 W

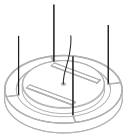
Suspension parts



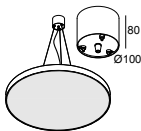
274 97 10 B CENTRAL ROD SUSPENSION SUPERNOVA FLAT 1m B

☐

274 97 10 W CENTRAL ROD SUSPENSION SUPERNOVA FLAT 1m W

☐

328 25 43 ED SUSPENSION SET 25 DIM 3m

☐

328 26 23 B CENTRAL SUSPENSION SUPERNOVA FLAT 3m B

☐

328 26 23 W CENTRAL SUSPENSION SUPERNOVA FLAT 3m W

☐

Electric connection parts



15225 0360 B CONNECTION ST B

☐

15225 0360 W CONNECTION ST W

☐

Notes: